

wedi® Fundo Ligno Technical Data Sheet

- Pre-sloped and internally waterproof Point drain shower base system for floor- even and barrier-free entry showers
- Eliminates cutting into Floor Joists when recessed. Sloped Shower Floor Base with only ¾" Profile/ Thickness
- Ready for tiling upon installation
- Available in full shower kits, or as individual shower bases

Product advantages and use


The wedi Fundo Ligno Shower System offers full warranty coverage like all wedi Shower Systems, thanks to its consistent and inherently waterproof core, and it's range of specially engineered components. Fundo Ligno is internally waterproof due to its wedi XPS foam's closed cell structure, and naturally protects against mold or mildew like every wedi XPS foam based product. It is fast and clean to cut and fit custom designs while prefabrication reduces installation time significantly. The base features a strong and pre-sloped surface, allowing for tiling immediately whether you choose mosaic or large format tile and is designed with a low profile perimeter thickness (¾ inch) to easily recess flush into a subfloor construction when a barrier free entry is required. The wedi Fundo Ligno is made to provide a curbless shower design and the base is usually recessed into a subfloor structure so it provides a flush to floor entry and transition. Pre-sloped extension panels are available so that no limit exists for creating any size or shape for custom shower designs. Fundo Ligno is insulating, creating a thermal barrier that can prevent cold from transferring through the tiled surface. It also has outstanding moisture and water exposure control compared to traditional mortar bed installations or other currently known methods for building showers, including the use of sheet or liquid waterproofing membranes which can be very thin and vulnerable, or they may offer water absorption into thin-set bonded seam areas. The wedi Fundo Ligno comes equipped with a wedi Fundo Click and Seal™ drain, designed for safe performance and to ensure a perfect tiling experience.

wedi® Fundo Shower Kit - Ligno

- 01 10.5 oz tubes of wedi Joint Sealant
- 02 wedi Building Panels to cover three shower walls (one long side, two short side walls) up to 80 inches tall
- 03 10.5 oz tubes of wedi Sealant 620
wedi Subliner Dry Mat
wedi Corner Putty Knife
wedi Subliner Dry Sealing Tape Outside Corners
- 04 Pre-sloped Fundo Ligno Shower Base
- 05 wedi Fundo Click and Seal™ drain kit
wedi Fundo Standard Drain Cover- brushed stainless steel
- 06 wedi Fastener Kit (1 screws/washers 100 count box)
- 07 wedi Mixing Valve Flexi Collar
wedi Flexi Collar

Available kit sizes:

36 x 60 inches, 42 x 42 inches, or 48 x 60 inches



Technical Properties wedi Systems

| Properties & Test Methods Value (wedi Building Panel and Fundo Shower System Components) | | |
|--|---|--|
| Tensile Strength ** | ASTM C297 | 65 psi |
| Waterproof ** | ASTM D4068 / ANSI A118.10-1999 | Passed |
| Waterproofness of Assembly ** | ASTM E331 | Passed, wedi Fundo Kit assembly (complete system) |
| Capillarity ** | | 0 |
| Fungus / Bacteria Resistance ** | ASTM G21 | Passed, No Growth |
| Linear Variation ** | AC 159/ASTM 1037-39 | Passed, less than 0.07% |
| Floor and Trench Drain Compliance * | ASME A112.18.2 | Passed, Compliant (ICC PMG 1189) |
| Shear Bond Strength* | Under conditions required in ANSI A118.10-1999 | 4 week Shear Strength Dry: 216 psi 12 week Shear Strength Dry: 217 psi 100 day Shear Strength Wet: 201 psi |
| Surface Burning Characteristics * | ASTM E84-16 (NFPA 255, ANSI / UL 723, UBC 8-1) Tested as required without tile on Building Panel surface | Flame Spread Index (FSI): 20 Smoke Developed Index (SDI) : 70 Classification: Class A |

* wedi Fundo Floor Systems tested
** Entire wedi shower system tested

* Consult wedi for proper subfloor, tile, setting materials choice to design heavy duty commercial use floor surfaces.

| Approvals & Certificates | | | | |
|---|--|---|---|---|
| Approvals and certificates applicable to entire Fundo Shower System incl. wedi Building Panel | City of New York, MEA 912-52-SM | Fundo Shower Systems & Building Panels: ICC PMG 1189 (for USA and Canada) | Meets all applicable ANSI/ISO Standards incl. ANSI 118.10 and IAPMO PS106 | TCNA handbook recognized for wall, floor, countertop, & more applications |
| | City of Los Angeles Approved. Please see ICC PMG report. | BBA (British Board of Agrément) | DIN EN ISO 9001 | CE marked |
| | Diverse State Approvals | | | |
| | SAI Global Watermark Certified (Australia & New Zealand) | | | |

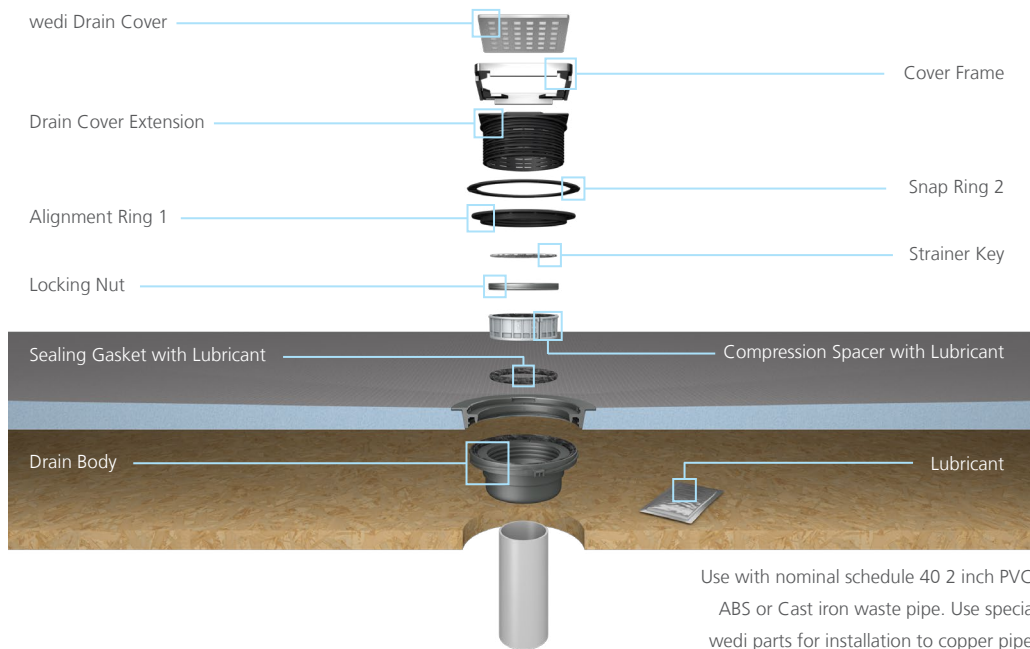
| Environmental Consideration |
|--|
| Contains no unbonded fire retardants like HBCD (Hexabromocyclododecane) which has been banned in Canada and is a toxic substance of high concern with the US EPA. |

ICC-PMG 1189 Report □ National Building Code Compliances

| WEDI FUNDO SHOWER SYSTEM AND TILE BACKER BOARD UNDERLAYMENTS | |
|--|--|
| CSI | DIVISION: 22 00 00 – PLUMBING Section: 22 40 00 – Plumbing Fixtures (Shower System Kit) |
| Product certification system | The ICC-ES product certification system includes testing samples taken from the market or supplier's stock, or a combination of both, to verify compliance with applicable codes and standards. The system also involves factory inspections, and assessment and surveillance of the supplier's quality system. |
| Product | wedi Fundo Shower System and Tile Backer Board Underlayments |
| Listee | wedi Corporation ■ 1160 Pierson Drive, Batavia, IL 60510 www.wedicorp.com |
| Compliance with the following codes | 2021, 2018, 2015, 2012 and 2009 International Plumbing Code® (IPC) 2021, 2018, 2015, 2012 and 2009 International Residential Code® (IRC) 2021, 2018, 2015, 2012 and 2009 International Building Code® (IBC) 2021, 2018, 2015, 2012 and 2009 National Standard Plumbing Code® (NSPC) 2021, 2018, 2015, 2012 and 2009 Uniform Plumbing Code® (UPC)* 2019, 2016 and 2013 California Plumbing Code (CPC)* 2020 and 2017 City of Los Angeles Plumbing Code 2015, 2010 and 2005 National Plumbing Code of Canada** * Uniform Plumbing Code is a copyrighted publication if the International Association of Plumbing and Mechanical Officials ** National Plumbing Code of Canada is a copyrighted publication of National Research Council Canada |
| Compliance with the following standards | ANSI A118.10-2020, Load Bearing, Bonded, Waterproof Membranes for Thin-Set Ceramic Tile and Dimension Stone Installations ASME A112.6.3-2019, Floor and Trench Drains ASTM E 96-2021, Standard Test Methods for Gravimetric Determination of Water Vapor Transmission of Materials ASTM E 331-00(R16), ASTM E331-00(2016) Standard Test Method for Water Penetration of Exterior Windows, Skylights, Doors, and Curtain Walls by Uniform Static Air Pressure Difference ICC-ES EG 159, Evaluation Guideline for Composite Backer Board (Approved Dec 2004) ICC-ES AC 71, Acceptance Criteria for Foam Plastic Sheathing Panels Used as Water Resistive Barriers (Approved Feb 2003, Ed Revised Nov 2018) IAPMO PS 46-2012, Field Fabricated Tiling Kits IAPMO PS 106-2015e1, Tileable Shower Receptors and Shower Kits |
| Identification | Packaging label for each system shall include the manufacturer's name or trademark as well as the ICC-ES PMG certification mark. |
| Installation | The wedi Fundo Shower Systems shall be installed in accordance with the manufacturer's published instructions and the applicable code(s). The wedi Fundo Shower system components shall be assembled and can be customized in the field. When provided drains must comply with ASME A112.18.2/CSA B125.2 as applicable. The wedi pre-sloped, ready-to-tile shower bases may be used in lieu of a CSA B45.5/IAPMO Z124 plastic shower receptors or any liner based shower installations. The wedi drain units do not require weep holes. |
| Listed Models and Characteristics | The wedi Fundo Shower Systems consist of the following: a) The wedi waterproof Fundo show bases are waterproof, pre-sloped, ready-to-tile floor units. The shower bases with linear and point drainage include factory sealed parts integrated into the floor bases and can be installed with or without curbs in recess, barrier free installations. b) The wedi waterproof building panels which are engineered as a general purpose backer board and underlayment for tile as well as an integral part of the Fundo shower system and consist of a rigid extruded polystyrene foam covered on both sides with a cement-based resin surface and reinforcing mesh for durability and bond performance with tile adhesives. c) the wedi Vapor 85 Building Panel which may be used with or without wedi shower systems. It is a specialized building panel featuring the original wedi Building Panel but with its vapor exposed side protected by wedi Subliner Dry. The wedi Vapor 85 was tested to ASTM E96 Procedure E as a complete assembly with the wedi 620 joint sealing membrane and wedi Subliner Dry sealing tape over seams and fastener points and was found to have a perm rating of 0.03 perms which meets the permeance rating requirement of 0.5 perm or less and can be used in continuous use steam shower/room applications without additional vapor retarders in accordance with Tile Council of North America (TCNA) 2014 Handbook for Ceramic Glass and Stone Tile Installation (SR613-14 and SR614-14). d) The wedi waterproof Fundo Shower system accessories which may include the following waterproof components: wedi pre-sloped curbs, wedi niches, wedi seats, wedi fasteners, wedi drain cover plates, wedi sealants, wedi Fundo drains, wedi Subliner sheet waterproofing membrane system and tapes, with wedi Subliner Dry Bonding Flange drain, wedi Subliner Dry Tub Sealing Tape. The wedi Fundo family line includes the following: Primo, Riolito, Riolito Modular, Riofino, Discreto, Ligno and OneStep. The wedi Fundo Shower system components and assembly for shower installations were proven to be waterproof, water-resistant, and mold resistant when tested in accordance with A118.10-2014 and ASTM E331. The wedi drains have found to comply with with ASME A112.18.2/CSA B125.2 and do not require weep holes. |


Drain and Base Assembly Properties

Ligno Base Assembly with wedi Fundo Click and Seal™ Drain




wedi Fundo® shower bases may be cut and/or extended


wedi prefabricated extensions are pre-notched. They can be joined with other extensions in a mitered design joining two or more sides of a shower to be extended. Make interlocking notch connections on-site as needed for mitered connections. Consult wedi's manual for using wedi sloped extensions.



The shower base may be extended using a pre-sloped wedi extension panel.



wedi shower bases thicker than 1 1/2 inch where an extension is connected require a wedi building panel be placed and thin-set mortar adhered under the extension panel to adjust for a proper connection fit.



A wedi shower base can be cut to size using a circular saw with standard carbide blade. You can remake the 1/2 inch x 1/2 inch perimeter channel by cutting through the cement surface using the circular saw set to cut 1/2 inch deep. You can use a circular saw or a sharp utility knife to cut the new channel 1/2 inch wide through the blue exposed foam side. Clean the new channel and the base and remove all saw dust and loose particles.

wedi Fundo Ligno Technical Drawings

To download technical drawings for wedi Fundo Shower Kit - Ligno, [click here](#).

Pre-During-Post Installation Care and Preparation

To view pre-during-post installation care and preparation, view the installation manual [here](#).

Requirements/Limitations for wedi products used in Shower and Wet Room applications

To view general limitations, view our Requirements/Limitations section of our technical handbook [here](#) and as it may apply to wedi Fundo Ligno.

Packaging and sales

To view available kit sizes, [click here](#) scroll down to 'Product Sizes' to view detailed information for each variation of kit. To view individual Ligno shower base sizes, [click here](#).

Do not expose to heat/UV rays and store flat.

Warranty

To view our information regarding our general and PRO system warranties, or to submit your PRO warranty registration form, [click here](#). A copy of wedi's 10, 15 and 20-year system warranty information can be downloaded by clicking on the button at the top of the page: [Download Warranty](#).

Training, Installation Resources and Technical Support

To view our training and workshop schedule, [click here](#).

To download our digital technical handbook, [click here](#).

To get in touch with your local technical sales support manager, [click here](#) and select your state to be provided with contact information. Or, scroll down and fill out the contact form to send a message directly to your local technical sales support manager!

Architectural Support

- Virtual and in-person AIA Presentations for CEU's
- Specification assistance, technical drawings and more
- For more information, contact Austin Rott, our Commercial Project Division Sales Manager at:
email: austin.rott@wedicorp.com
phone: **310-279-9132**.